



Dianna Spieker  
Tom Green County Treasurer

**FY 2024 Investment Quarterly Report  
Ending September 2024**

THE STATE OF TEXAS ()  
COUNTY OF TOM GREEN ()  
AFFIDAVIT ()

According to GC 2256.023, I, Dianna M Spieker, Tom Green County Treasurer and Investment Officer, do hereby submit The Quarterly Investment Report. The Treasurer's Books and the Auditor's General Ledger agree. The Investment Statements are reconciled monthly.

All investments comply with the Public Funds Investment Act and the Tom Green County Investment Policy. The investment strategy is passive, which maintains a liquid cash flow and the safety of the investment as priorities. As your Treasurer, I keep a watchful eye to ensure that the "return of our principal" takes precedence over the "return on our principal." {GC 2256.023}


The following sections contain the summary statement of each pooled fund group that states the beginning market value and the ending market value, along with the total accrued interest. For Local Investment Pools and Certificates of Deposit, the market value and the book value approximate the same value. The Tom Green County Investment Officer has no control or authority in the decisions of said Investment Pools regarding how the investments are diversified. Wells Fargo and Texas State bank follow the directive that all certificates of deposit shall be at a federally insured depository institution, and the total amount of the principal and accrued interest is insured by the United States.

Furthermore, The Investment Pools comply with GC 2256.016 and specifically to the reporting requirements of sections(c) (1) and (2). The Certificates of Deposit comply with GC 2256.010

*As a matter of internal accounting procedure, any interest earned by financial institutions post that to our accounts on the last business day of the month may not be included in the combined statement of receipts and disbursements until the following month. These amounts are disclosed in this report.*

Therefore, Dianna Spieker, County Treasurer of Tom Green County, Texas, who is fully sworn, upon oath, says that the within and foregoing report is true and correct to the best of her knowledge.

I filed with accompanying vouchers this, the 29<sup>th</sup> Day of October 2024.


  
Dianna Spieker, Treasurer, Tom Green County / Date


Commissioners' Court, having reviewed the Investment Quarterly Report as presented, hereby approve the report and request that it be filed with the official minutes of this meeting. In addition, the below signatures affirm that the Investment Report complies with the statutes as referenced. {GC 2256.023} and the affidavit states the ending quarterly balance of investments that are in the custody of the county treasurer equals: **\$50,192,525.06**

  
County Judge Lane Carter

  
Commissioner Ralph Hoelscher - Pct. #1

  
Commissioner Rick Bacon - Pct. #3

  
Commissioner Sammy Farmer - Pct. #2

  
Commissioner Shawn Nanny - Pct. #4

# *Investment Quarterly Report*

*Prepared by Dianna Spieker, Tom Green County Treasurer  
And Investment Officer*

## **Table of Contents**

Internal Management and Investment Strategy Disclosure	
Trial Balance for Investments By Fund	Page <u>2</u>
Investment Pools - Beginning and Ending Market/Book Value; Portfolio Diversification and Interest Accrued	Page <u>3</u>
Interest Booked for Investments	Page <u>4</u>
Investments Held - Certificates of Deposit	Page <u>6</u>
Investment Held - Securities	Page <u>15</u>

### **Investment Pools GC 2256.023 (b) (4)**

Daily Liquidity Pools include Texas Class, Texpool, and Texpool Prime. Funds can be deposited and withdrawn daily

### **Certificates of Deposits (CD's) Investments GC 2256.023 (b) (5)(6)**

CDs are held by Texas State Bank and/or Wells Fargo.

Funds are not immediately available – the best practice is to wait until maturity. If needed, investments can be sold to access the funds

### **Securities Investments GC 2256.023 (b) (5)**

At this time, Tom Green County has no investments in this category.

Funds are not immediately available – the best practice is to wait until maturity. If needed, investments can be sold to access the funds

### **Trollinger Estate Investments is not subject to GC 2256**

The Estate of Sally Hunter Trollinger Filed 12/27/2000  
County Court Cause No. OOP542

County Clerk Records Volume 401 Beginning Page 621

Various oil, gas, and mineral royalty interests were bequeathed to Tom Green County to be used for the Library of Tom Green County. The only working interest is the Yates Field, which is continuing to produce positive cash flow.

These holdings will be held until such time as the Commissioners' Court deems it prudent to divest said holdings.

# Internal Management Reports

Government Code Sec. 2256.023. INTERNAL MANAGEMENT REPORTS. (a) Not less than quarterly, the investment officer shall prepare and submit to the governing body of the entity a written report of investment transactions for all funds covered by this chapter for the preceding reporting period.

(b) The report must:

- (1) describe in detail the investment position of the entity on the date of the report;
- (2) be prepared jointly by all investment officers of the entity;
- (3) be signed by each investment officer of the entity;
- (4) contain a summary statement of each pooled fund group that states the:
  - (A) beginning market value for the reporting period;
  - (B) ending market value for the period; and
  - (C) fully accrued interest for the reporting period;
- (5) state the book value and market value of each separately invested asset at the end of the reporting period by the type of asset and fund type invested;
- (6) state the maturity date of each separately invested asset that has a maturity date;
- (7) state the account or fund or pooled group fund in the state agency or local government for which each individual investment was acquired; and
- (8) state the compliance of the investment portfolio of the state agency or local government as it relates to:
  - (A) the investment strategy expressed in the agency's or local government's investment policy; and
  - (B) relevant provisions of this chapter.

(c) The report shall be presented not less than quarterly to the governing body and the chief executive officer of the entity within a reasonable time after the end of the period.

(d) If an entity invests in other than money market mutual funds, investment pools, or accounts offered by its depository bank in the form of certificates of deposit, or money market accounts or similar accounts, the reports prepared by the investment officers under this section shall be formally reviewed at least annually by an independent auditor, and the result of the review shall be reported to the governing body by that auditor.

## Statement of Investment Strategy

All investments are in compliance with both the Public Funds Investment Act and the Tom Green County Investment Policy. The investment strategy is passive, which maintains a liquid cash flow and safety of the investment as priorities. As your Treasurer I keep a watchful eye to ensure that the “return of our principal” takes precedent over the “return on our principal”. {GC 2256.023}

**ACCOUNT SUMMARY TRIAL BALANCE FOR FY24/JUL TO EOY**

FUND 0001

ACCOUNT ACCOUNT NAME	BEG. BALANCE	ORG	DEBITS	CREDITS	NET CHANGE	END BALANCE
0001 11512 SECURITIES	4,000,000.00	0001	.00	.00	.00	4,000,000.00
0001 11513 FFBNK CERTIFICATE OF DEPOSITS	23,619,000.00	0001	1,469,000.00	6,550,000.00	-5,081,000.00	18,538,000.00
0001 11514 DISCOUNT US TREASURY BOND	-133,347.40	0001	.00	.00	.00	-133,347.40
0001 11515 TEXAS CLASS	23,161,836.34	0001	445,486.40	4,005,036.74	-3,559,550.34	19,602,286.00
0001 11517 TEXPOOL INVESTMENTS	1,440,089.61	0001	25,550.79	.00	25,550.79	1,465,640.40
0001 11518 TEXPOOL PRIME INVESTMENTS	2,710,623.50	0001	49,360.70	.00	49,360.70	2,759,984.20
<b>TOTALS FOR FUND 0001</b>						
GENERAL FUND	54,798,202.05		1,989,397.89	10,555,036.74	-8,565,638.85	46,232,563.20
<b>0078 BAIL BOND COLLATERAL</b>						
0078 11513 CERTIFICATE OF DEPOSITS	400,000.00	0078	.00	.00	.00	400,000.00
0078 11515 CLEAR TEXAS CLASS	337,115.90	0078	6,122.43	.00	6,122.43	343,238.33
0078 11515 QUICK TEXAS CLASS	29,053.09	0078	527.66	.00	527.66	29,580.75
<b>TOTALS FOR FUND 0078</b>						
BAIL BOND COLLATERAL	766,168.99		6,650.09	.00	6,650.09	772,819.08
<b>0699 BLOCK GRANTS</b>						
0699 11515 21011 TEXAS CLASS	4,206,875.50	0699	.00	1,000,000.00	-1,000,000.00	3,206,875.50
<b>TOTALS FOR FUND 0699</b>						
BLOCK GRANTS	4,206,875.50		.00	1,000,000.00	-1,000,000.00	3,206,875.50
<b>REPORT TOTALS</b>	<b>59,771,246.54</b>		<b>1,996,047.98</b>	<b>11,555,036.74</b>	<b>-9,558,988.76</b>	<b>50,212,257.78</b>

\*\* END OF REPORT - Generated by DIANNA SPIEKER \*\*

2

Fiscal Year	Oct-23	Nov-23	Dec-23	Jan-24	Feb-24	Mar-24	Apr-24	May-24	Jun-24	Jul-24	Aug-24	Sep-24
<b>Beginning and Ending Market Value/Book Value - TGC</b>												
Texas Class	\$21,511,635.47	\$18,599,576.13	\$16,184,028.87	\$25,282,975.68	\$33,421,857.32	\$33,576,900.22	\$33,726,620.72	\$29,368,711.84	\$27,494,004.64	\$22,606,236.57	\$22,710,457.94	\$22,809,161.50
Texpool	\$ 2,389,005.89	\$ 2,399,554.95	\$ 1,408,585.03	\$ 1,414,979.97	\$ 1,420,966.55	\$ 1,427,382.18	\$ 1,433,616.78	\$ 1,440,089.61	\$ 1,446,377.08	\$ 1,452,909.02	\$ 1,459,446.26	\$ 1,465,640.40
Texpool Prime	\$ 3,617,475.07	\$ 3,635,166.43	\$ 2,649,444.29	\$ 2,661,928.41	\$ 2,673,568.75	\$ 2,686,032.94	\$ 2,698,123.30	\$ 2,710,623.50	\$ 2,722,787.85	\$ 2,735,412.81	\$ 2,748,058.97	\$ 2,759,984.20

**Portfolio Diversification - Texas Class**

Collateralized Bank Deposits	0.55%	0.35%	0.66%	0.77%	0.26%	0.29%	0.27%	0.16%	0.27%	0.13%	0.17%	0.24%
Commercial Paper	84.07%	84.59%	79.29%	82.84%	85.75%	85.25%	86.43%	87.08%	85.41%	86.49%	84.81%	84.89%
Money Market Funds	2.09%	1.32%	7.32%	5.24%	3.36%	3.71%	2.58%	1.69%	3.38%	2.67%	3.34%	3.38%
Repurchase Agreements	13.17%	13.60%	12.66%	11.08%	10.57%	10.69%	10.66%	11.01%	10.94%	10.71%	11.67%	11.50%
U.S Government Agencies	0.06%	0.06%	0.00%	0.00%	0.00%	0.00%	0.00%	0.00%	0.00%	0.00%	0.00%	0.00%
FDIC Insured Deposits	0.08%	0.08%	0.08%	0.07%	0.06%	0.06%	0.07%	0.07%	0.00%	0.00%	0.00%	0.00%
Total Percentage of Portfolio	100.02%	100.00%	100.01%	100.00%	100.00%	100.00%	100.01%	100.01%	100.00%	100.00%	99.99%	100.01%

**Portfolio Diversification - TexPool**

Agencies	32.40%	37.20%	30.60%	31.50%	29.20%	29.00%	35.60%	40.70%	40.90%	39.40%	38.20%	36.40%
Repurchase Agreements	41.00%	27.40%	25.30%	25.80%	24.50%	24.10%	23.60%	18.90%	21.90%	27.50%	22.50%	29.00%
Treasuries	19.60%	28.00%	36.80%	37.80%	41.50%	41.90%	35.50%	35.20%	31.80%	27.60%	34.60%	29.90%
Money Market Funds	7.00%	7.40%	7.30%	4.90%	4.80%	5.00%	5.30%	5.20%	5.40%	5.50%	4.70%	4.70%
Total Percentage of Portfolio	100.00%	100.00%	100.00%	100.00%	100.00%	100.00%	100.00%	100.00%	100.00%	100.00%	100.00%	100.00%

**Portfolio Diversification - TexPool PRIME**

Commercial Paper	58.70%	54.00%	55.50%	54.30%	60.60%	59.30%	50.70%	52.10%	60.00%	53.30%	48.60%	43.30%
Repurchase Agreements	10.00%	13.30%	7.10%	9.40%	9.30%	8.80%	10.50%	14.30%	12.20%	20.30%	25.10%	30.40%
Variable Rate Notes	20.90%	18.30%	17.50%	23.30%	19.00%	19.20%	22.90%	23.00%	25.90%	26.50%	26.30%	26.20%
Money Market Funds	6.70%	6.70%	6.40%	5.60%	5.30%	5.50%	5.20%	0.00%	0.00%	0.00%	0.00%	0.00%
Government	3.60%	7.70%	13.50%	7.40%	5.80%	7.30%	10.70%	10.60%	2.00%	0.00%	0.00%	0.00%
Total Percentage of Portfolio	99.90%	100.00%	100.00%	100.00%	100.00%	100.10%	100.00%	100.00%	100.10%	100.10%	100.00%	99.90%

**Texas State Bank Trust -CD's**

Interest Earned	1,840.60	1,434.14	987.51	1,881.41	1,417.91	783.26	\$ 1,264.23	Closed				
Dividend Earned	48.81	15.84	21.18	27.19	32.79	35.99	\$ 101.79					
Trust Fees	(188.47)	(188.82)	(189.09)	(189.36)	(189.61)	(189.88)	(155.91)					
Net Earnings	1,700.94	1,261.16	819.60	1,719.24	1,261.09	629.37	1,210.11					

**Texas State Bank Trust -CD's**

Federated Market Value	\$ 4,347.00	\$ 5,608.16	\$ 6,427.76	\$ 8,147.10	\$ 9,408.19	\$ 1,388.67	0.0000	Closed				
CD Market Value	\$ 906,347.00	\$ 907,608.16	\$ 908,427.76	\$ 910,147.10	\$ 911,408.19	\$ 748,388.67	0.0000					
Federated Book Value	\$ 4,347.00	\$ 5,608.16	\$ 6,427.76	\$ 8,147.10	\$ 9,408.19	\$ 1,388.67	0.0000					
CD Book Value	\$ 906,347.00	\$ 907,608.16	\$ 908,427.76	\$ 910,147.10	\$ 911,408.90	\$ 748,388.67	0.0000					
Total Texas State Market Value	\$ 910,694.00	\$ 913,216.32	\$ 914,855.52	\$ 918,294.20	\$ 920,816.38	\$ 749,777.34	0.0000					
Total Texas State Book Value	\$ 910,694.00	\$ 913,216.32	\$ 914,855.52	\$ 918,294.20	\$ 920,817.09	\$ 749,777.34	0.0000					

**First Financial -CD's**

Interest Earned	FF 66,067.64	FF 13,074.15	FF 11,775.37	FF 50,645.49	FF 66,223.99	FF 34,389.76	FF 23,832.60	FF 123,118.60	FF 61,005.21	FF 64,857.78	FF 171,169.57	FF 65,911.58
Dividend Earned	0.00	0.00	0.00	0.00	0.00	0.00	0.00	0.00	0.00	0.00	0.00	0.00
Trust Fees	0.00	0.00	0.00	0.00	0.00	0.00	0.00	0.00	0.00	0.00	0.00	0.00
Net Earnings	66,067.64	13,074.15	11,775.37	50,645.49	66,223.99	34,389.76	23,832.60	123,118.60	61,005.21	64,857.78	171,169.57	65,911.58

**First Financial -CD's**

Market Value	FF 12,573,000.00	FF 11,829,000.00	FF 19,759,000.00	FF 23,699,000.00	FF 25,174,000.00	FF 24,926,000.00	FF 25,170,000.00	FF 26,902,000.00	FF 27,619,000.00	FF 28,348,000.00	FF 23,753,000.00	FF 22,538,000.00
Book Value	12,573,000.00	11,829,000.00	19,759,000.00	23,699,000.00	25,174,000.00	24,926,000.00	25,170,000.00	26,902,000.00	27,619,000.00	28,348,000.00	23,753,000.00	22,538,000.00

10/22/2024  
11:23:40

TOM GREEN COUNTY  
FY24 INTEREST INCLUDING APPLIED BACK

PAGE 1  
glflxrpt

FROM 2024 01 TO 2024 13

	ORIGINAL APPROP	TRANFRS/ ADJSTMTS	REVISED BUDGET	ACTUALS	ENCUMBRANCES	AVAILABLE BUDGET	PCT USED
43701 DEPOSITORY INTEREST	121,156	50,000	171,156	768,361.87	.00	-597,205.87	448.9%
TOTAL REVENUES	121,156	50,000	171,156	768,361.87	.00	-597,205.87	
43703 CERTIFICATE OF DEPOSIT INTERES	200,000	0	200,000	863,705.48	.00	-663,705.48	431.9%
TOTAL REVENUES	200,000	0	200,000	863,705.48	.00	-663,705.48	
43704 INTEREST ON SECURITIES	0	0	0	13,442.62	.00	-13,442.62	.0%
TOTAL REVENUES	0	0	0	13,442.62	.00	-13,442.62	
43705 TEXAS CLASS INTEREST	1,000,000	0	1,000,000	1,418,173.52	.00	-418,173.52	141.8%
TOTAL REVENUES	1,000,000	0	1,000,000	1,418,173.52	.00	-418,173.52	
43707 TEXPOOL INTEREST	75,000	0	75,000	81,264.34	.00	-6,264.34	108.4%
TOTAL REVENUES	75,000	0	75,000	81,264.34	.00	-6,264.34	
43708 TEXPOOL PRIME INTEREST	175,000	0	175,000	147,666.26	.00	27,333.74	84.4%
TOTAL REVENUES	175,000	0	175,000	147,666.26	.00	27,333.74	
43712 MINERAL INTEREST	750	0	750	1,627.82	.00	-877.82	217.0%
TOTAL REVENUES	750	0	750	1,627.82	.00	-877.82	
GRAND TOTAL	1,571,906	50,000	1,621,906	3,294,241.91	.00	-1,672,335.91	203.1%

First Financial Bank

Certificates of Deposits (CD's) Investments GC 2256.023

The Excel Spreadsheet includes the CD Name, Rate, Maturity Date, Cost and Market Value for each individual CD purchased. *GC 2256.023 (b) (5) (6)*

All CD's are purchased utilizing Fund 0001 – General Fund. *GC 2256.023 (b) (7)*

\*\*

Texas State Bank- Closed as of April 2024

Broker	FUND	Maturity Date	Callable	FDIC Cert	Holding bank	\$ 18,538,000.00	CUSIP	Settlement date	Yield	MM/YY	Fiscal
Hilltop	1-General	10/18/24		30387	FIRSTBANK PUERTO RICO	\$ 237,000.00	33767GEZ7	10/20/23	5.400	Oct-24	2025
Hilltop	1-General	10/21/24		58647	FIRST FOUNDATION BANK	\$ 243,000.00	32026UU61	07/21/23	5.250	Oct-24	2025
Hilltop	1-General	10/23/24		12982	CIVISTA BANK	\$ 248,000.00	17886TAQ2	10/24/23	5.400	Oct-24	2025
Hilltop	1-General	10/23/24		32574	BEAL BANK - PLANO TX	\$ 237,000.00	07371BQH7	10/25/23	5.350	Oct-24	2025
Hilltop	1-General	10/24/24		5296	ASSOCIATED BK GREEN BAY	\$ 237,000.00	045491QM2	10/25/23	5.450	Oct-24	2025
Hilltop	1-General	10/24/24		57203	BARCLAYS BANK/DELAWARE	\$ 236,000.00	06740KSB4	10/25/23	5.500	Oct-24	2025
Hilltop	1-General	10/24/24		5452	FIRST NATL BANK OF OMAHA	\$ 237,000.00	332135LF7	10/25/23	5.450	Oct-24	2025
Hilltop	1-General	10/24/24		34967	POPULAR BANK	\$ 237,000.00	73317ACS9	10/25/23	5.450	Oct-24	2025
Hilltop	1-General	10/25/24		16571	BMO BANK NA	\$ 243,000.00	05610LCH5	10/25/23	5.400	Oct-24	2025
Hilltop	1-General	10/25/24		24540	BANK OF NEW ENGLAND NH	\$ 248,000.00	06426KCY2	10/27/23	5.400	Oct-24	2025
Hilltop	1-General	10/25/24		57944	OPEN BANK	\$ 248,000.00	68371GDP4	10/27/23	5.400	Oct-24	2025
Hilltop	1-General	11/13/24		12854	CENTIER BANK	\$ 243,000.00	15140REB1	05/13/24	5.250	Nov-24	2025
Hilltop	1-General	11/13/24		9888	DIME BANK HONESDALE PA	\$ 248,000.00	254300AG1	05/13/24	5.250	Nov-24	2025
Hilltop	1-General	11/13/24		58741	FIELDPOINT PRIVATE B&T	\$ 243,000.00	31657FAX5	05/13/24	5.250	Nov-24	2025
Hilltop	1-General	11/13/24		19850	WEST GATE BANK LINCOLN	\$ 248,000.00	95285QBP2	05/13/24	5.250	Nov-24	2025
Hilltop	1-General	11/14/24		110	BANK OZK	\$ 248,000.00	06418CNM4	11/14/23	5.400	Nov-24	2025
Hilltop	1-General	11/14/24		16635	LUMINATE BANK	\$ 248,000.00	55026MAM7	11/15/23	5.350	Nov-24	2025
Hilltop	1-General	11/15/24		29147	NORTHEAST COMMUNITY BK	\$ 237,000.00	664122BM9	11/17/23	5.300	Nov-24	2025
Hilltop	1-General	11/15/24		22597	BANK OF THE SIERRA	\$ 243,000.00	064860MX4	05/15/24	5.250	Nov-24	2025
Hilltop	1-General	11/15/24		35406	BANKVISTA	\$ 248,000.00	06653ACV4	05/15/24	5.250	Nov-24	2025
Hilltop	1-General	11/15/24		3067	CLEAR FORK BANK NA	\$ 243,000.00	184554AR4	05/16/24	5.250	Nov-24	2025
Hilltop	1-General	11/15/24		57512	WESTERN ALLIANCE BANK	\$ 243,000.00	95763PTE1	05/17/24	5.300	Nov-24	2025
Hilltop	1-General	11/18/24		34401	FORTIS BANK/US	\$ 243,000.00	349928AJ0	05/17/24	5.250	Nov-24	2025
Hilltop	1-General	11/29/24		19608	PARK BANK	\$ 242,000.00	700168HL4	04/30/24	5.150	Nov-24	2025
Hilltop	1-General	11/29/24		15046	PEOPLES COMM BK WI	\$ 242,000.00	71084SAP3	04/30/24	5.150	Nov-24	2025
Hilltop	1-General	11/29/24		3076	INDEPENDENT BANK	\$ 243,000.00	45385JBV9	05/30/24	5.400	Nov-24	2025
Hilltop	1-General	12/20/24		30879	PROVIDENT SAVINGS BANK	\$ 243,000.00	744039BT4	11/21/23	5.300	Dec-24	2025
Hilltop	1-General	12/27/24		58228	BUSINESS FIRST BANK	\$ 248,000.00	098079BC9	12/28/23	4.850	Dec-24	2025
Hilltop	1-General	01/10/25	04/12/24	35214	FIRST RELIANCE BANK	\$ 238,000.00	33615RGW2	01/12/24	4.700	Jan-25	2025
Hilltop	1-General	01/10/25		16659	NORTHEAST BANK MINNEAPOL	\$ 239,000.00	66406PDG7	01/12/24	4.600	Jan-25	2025
Hilltop	1-General	01/13/25		57784	NANTAHALA B&T FRANKLIN	\$ 248,000.00	630096DC6	01/12/24	4.700	Jan-25	2025
Hilltop	1-General	01/16/25		3719	AMERICAN COML BK & TR	\$ 249,000.00	02519ACE5	01/17/24	4.600	Jan-25	2025
Hilltop	1-General	01/17/25		58316	INVESTAR BANK NA	\$ 249,000.00	46091MAX2	01/17/24	4.600	Jan-25	2025
Hilltop	1-General	01/17/25		89	SIGNATURE BK OF ARKANSAS	\$ 249,000.00	82669LKP7	01/17/24	4.600	Jan-25	2025
Hilltop	1-General	01/17/25		34775	EVERBANK NA	\$ 239,000.00	29978MBQ0	01/19/24	4.600	Jan-25	2025
Hilltop	1-General	01/17/25		58341	MOUNTAIN PACIFIC BANK	\$ 238,000.00	62424PAF9	01/19/24	4.650	Jan-25	2025
Hilltop	1-General	01/17/25		6176	PENDLETON COM BK WV	\$ 249,000.00	706733AD4	01/19/24	4.600	Jan-25	2025
Hilltop	1-General	01/21/25		873	SYNOVUS BANK GA	\$ 242,000.00	87164DXD7	06/18/24	5.400	Jan-25	2025
Hilltop	1-General	01/24/25		32203	SUMMIT STATE BANK	\$ 240,000.00	866264DU5	04/24/24	5.150	Jan-25	2025



Hilltop	1-General	01/27/25		20727 DALLAS CAPITAL BANK	\$	243,000.00	234553ER2	07/26/24	5.050	Jan-25	2025
Hilltop	1-General	01/27/25		34217 FIRST BANK/HATTIESBURG	\$	243,000.00	88334JAG5	07/26/24	5.150	Jan-25	2025
Hilltop	1-General	01/29/25		90250 INST SAV NEWBURYPORT VIC	\$	248,000.00	45780PBZ7	04/29/24	5.200	Jan-25	2025
Hilltop	1-General	01/30/25		8681 LAMONT BANK OF ST JOHN	\$	248,000.00	513604AB4	07/30/24	5.100	Jan-25	2025
Hilltop	1-General	01/31/25		34908 COGENT BANK	\$	243,000.00	19240XAV9	07/31/24	5.050	Jan-25	2025
Hilltop	1-General	01/31/25		21843 MIZUHO BANK USA	\$	243,000.00	60700PK75	07/31/24	5.000	Jan-25	2025
Hilltop	1-General	02/07/25		25173 MEADE COUNTY BANK	\$	240,000.00	582894AF8	05/08/24	5.200	Feb-25	2025
Hilltop	1-General	02/14/25		3511 WELLS FARGO BANK NA	\$	240,000.00	949764HN3	05/14/24	5.250	Feb-25	2025
Hilltop	1-General	02/14/25		58665 LIVE OAK BANKING COMPANY	\$	248,000.00	538036K37	05/15/24	5.200	Feb-25	2025
Hilltop	1-General	02/20/25		7230 NBT BANK	\$	241,000.00	628779HF0	06/20/24	5.400	Feb-25	2025
Hilltop	1-General	02/26/25		23623 WASHINGTON TRST WESTERLY	\$	239,000.00	940637SJ1	04/26/24	5.150	Feb-25	2025
Hilltop	1-General	03/18/25		2270 ZIONS BANCORP NA	\$	240,000.00	98970LNA7	06/18/24	5.400	Mar-25	2025
Hilltop	1-General	03/20/25		57803 ALLY BANK	\$	240,000.00	02007G2J1	06/20/24	5.400	Mar-25	2025
Hilltop	1-General	03/25/25		7213 CITIBANK NA	\$	240,000.00	17312Q4X4	06/25/24	5.400	Mar-25	2025
Hilltop	1-General	04/23/25	10/23/24	10643 DUNDEE BANK	\$	248,000.00	26518EBF5	04/23/24	5.150	Apr-25	2025
Hilltop	1-General	04/25/25	10/25/24	3579 FIRST NAT BK MOUNT DORA	\$	237,000.00	32106BAH4	04/26/24	5.150	Apr-25	2025
Hilltop	1-General	05/14/25	11/14/2024	6548 US BANK NA CINCINNATI	\$	237,000.00	90355UEQ4	05/15/24	5.250	May-25	2025
Hilltop	1-General	05/16/25		17739 PLAINS STATE BANK TX	\$	248,000.00	726547CK6	05/17/24	5.250	May-25	2025
Hilltop	1-General	06/27/25	03/28/24	9735 STATE BANK OF NEW RICH	\$	248,000.00	856555EK9	12/28/23	5.000	Jun-25	2025
Hilltop	1-General	07/17/25	04/17/24	58049 ECLIPSE BANK INC	\$	248,000.00	27889MAA8	01/17/24	4.800	Jul-25	2025
Hilltop	1-General	07/18/25	04/19/24	8637 DAKOTA WESTERN BANK ND	\$	249,000.00	23427AAM6	01/19/24	4.650	Jul-25	2025
Hilltop	1-General	09/30/25	12/30/2024	35295 SOUTHERN FIRST BANK NA	\$	249,000.00	84287PKB7	09/30/24	4.300	Sep-25	2025
Hilltop	1-General	12/15/25	06/15/24	26517 CAPE COD CO-OPERATIVE BK	\$	243,000.00	13933NAR5	12/15/23	5.050	Dec-25	2026
Hilltop	1-General	12/15/25	03/15/24	58090 FFB BANK	\$	248,000.00	30191MAC1	12/15/23	5.300	Dec-25	2026
Hilltop	1-General	12/19/25	03/19/24	58648 CROSSFIRST BANK	\$	248,000.00	22766APA7	12/19/23	5.150	Dec-25	2026
Hilltop	1-General	12/22/25	06/21/24	35420 BRANSON BANK	\$	248,000.00	10542QAT3	12/21/23	5.000	Dec-25	2026
Hilltop	1-General	12/29/25	06/29/24	57483 CITIZENS BANK & TRUST AL	\$	248,000.00	173454BN8	12/29/23	4.800	Dec-25	2026
Hilltop	1-General	12/29/25	03/29/24	58864 COASTAL CAROLINA NATI BK	\$	248,000.00	190436AB1	12/29/23	4.800	Dec-25	2026
Hilltop	1-General	01/09/26	07/10/24	29293 CUMBERLAND FED BANK FSB	\$	248,000.00	23062KGT3	01/10/24	4.750	Jan-26	2026
Hilltop	1-General	01/12/26	07/12/24	59114 COMMERCEONE BANK	\$	249,000.00	20084WAK2	01/12/24	4.700	Jan-26	2026
Hilltop	1-General	01/12/26	04/12/24	17115 PARTNERS BK NEW ENGLAND	\$	244,000.00	70214UBN7	01/12/24	4.800	Jan-26	2026
Hilltop	1-General	01/20/26	07/17/24	57102 BANK OF BRENHAM NA	\$	243,000.00	060730AD0	01/17/24	4.800	Jan-26	2026
Hilltop	1-General	01/20/26	07/19/24	12855 FARMERS STATE BANK IA	\$	249,000.00	31034RKM6	01/19/24	4.700	Jan-26	2026
Hilltop	1-General	01/22/26	04/22/24	14692 PEOPLES BANK/CLIVE IA	\$	244,000.00	710253AU9	01/22/24	4.750	Jan-26	2026
Hilltop	1-General	01/23/26	07/23/24	19772 INCREDIBLEBANK	\$	248,000.00	45338JBY1	01/23/24	4.850	Jan-26	2026
Hilltop	1-General	07/17/26		29961 FIRST SAVINGS BANK	\$	238,000.00	33621LGL1	12/29/23	4.800	Jul-26	2026
Hilltop	1-General	07/17/26	07/19/24	1655 BANK OF OLD MONROE	\$	248,000.00	064236BY7	01/19/24	4.850	Jul-26	2026

Broker	FUND	Maturity Date	FDIC Cert	Holding bank	\$	6,313,000.00	CUSIP	Settlement date	Yield
<b>Matured</b>									
Hilltop	1-General	10/18/24	30387	FIRSTBANK PUERTO RICO	\$	237,000.00	33767GEZ7	10/20/23	5.400
Hilltop	1-General	10/21/24	58647	FIRST FOUNDATION BANK	\$	243,000.00	32026UU61	07/21/23	5.250
Hilltop	1-General	10/23/24	32574	BEAL BANK - PLANO TX	\$	237,000.00	07371BQH7	10/25/23	5.350
Hilltop	1-General	10/23/24	12982	CIVISTA BANK	\$	248,000.00	17886TAQ2	10/24/23	5.400
Hilltop	1-General	10/24/24	5296	ASSOCIATED BK GREEN BAY	\$	237,000.00	045491QM2	10/25/23	5.450
Hilltop	1-General	10/24/24	57203	BARCLAYS BANK/DELAWARE	\$	236,000.00	06740KSB4	10/25/23	5.500
Hilltop	1-General	10/24/24	5452	FIRST NATL BANK OF OMAHA	\$	237,000.00	332135LF7	10/25/23	5.450
Hilltop	1-General	10/24/24	34967	POPULAR BANK	\$	237,000.00	73317ACS9	10/25/23	5.450
Hilltop	1-General	11/13/24	12854	CENTIER BANK	\$	243,000.00	15140REB1	05/13/24	5.250
Hilltop	1-General	11/13/24	9888	DIME BANK HONESDALE PA	\$	248,000.00	254300AG1	05/13/24	5.250
Hilltop	1-General	11/13/24	58741	FIELDPOINT PRIVATE B&T	\$	243,000.00	31657FAX5	05/13/24	5.250
Hilltop	1-General	11/13/24	19850	WEST GATE BANK LINCOLN	\$	248,000.00	95285QBP2	05/13/24	5.250
Hilltop	1-General	11/14/24	110	BANK OZK	\$	248,000.00	06418CNM4	11/14/23	5.400
Hilltop	1-General	11/14/24	16635	LUMINATE BANK	\$	248,000.00	55026MAM7	11/15/23	5.350
Hilltop	1-General	11/15/24	22597	BANK OF THE SIERRA	\$	243,000.00	064860MX4	05/15/24	5.250
Hilltop	1-General	11/15/24	35406	BANKVISTA	\$	248,000.00	06653ACV4	05/15/24	5.250
Hilltop	1-General	11/15/24	3067	CLEAR FORK BANK NA	\$	243,000.00	184554AR4	05/16/24	5.250
Hilltop	1-General	11/15/24	29147	NORTHEAST COMMUNITY BK	\$	237,000.00	664122BM9	11/17/23	5.300
Hilltop	1-General	11/15/24	57512	WESTERN ALLIANCE BANK	\$	243,000.00	95763PTE1	05/17/24	5.300
Hilltop	1-General	11/18/24	34401	FORTIS BANK/US	\$	243,000.00	349928AJ0	05/17/24	5.250
Hilltop	1-General	11/29/24	3076	INDEPENDENT BANK	\$	243,000.00	45385JBV9	05/30/24	5.400
Hilltop	1-General	11/29/24	19608	PARK BANK	\$	242,000.00	700168HL4	04/30/24	5.150
Hilltop	1-General	11/29/24	15046	PEOPLES COMM BK WI	\$	242,000.00	71084SAP3	04/30/24	5.150
Hilltop	1-General	12/20/24	30879	PROVIDENT SAVINGS BANK	\$	243,000.00	744039BT4	11/21/23	5.300
Hilltop	1-General	12/27/24	58228	BUSINESS FIRST BANK	\$	248,000.00	098079BC9	12/28/23	4.850
Hilltop	1-General	12/29/25	57420	HIGHLANDS COMMUNITY BANK	\$	248,000.00	43102GAD3	12/29/23	5.150

**First Financial(Oper)**

**Texas Class (Average Yield)**

Interest Earned	Interest Rate	Interest Variance	Fiscal	Interest Earned	Interest Rate	Interest Variance
NA	4.6589%	NA	Sep-23	NA	5.5213%	NA
\$ 18,952.04	4.6722%	0.0133%	Oct-23	\$ 120,647.49	5.5550%	0.0337%
\$ 29,209.54	4.6325%	-0.0397%	Nov-23	\$ 87,940.66	5.5859%	0.0309%
\$ 31,062.85	4.6047%	-0.0278%	Dec-23	\$ 64,452.74	5.5744%	-0.0115%
\$ 40,271.14	4.5824%	-0.0223%	Jan-24	\$ 98,946.81	5.5403%	-0.0341%
\$ 36,105.28	4.5795%	-0.0029%	Feb-24	\$ 138,881.64	5.4842%	-0.0561%
\$ 32,391.92	4.5778%	-0.0017%	Mar-24	\$ 155,042.90	5.4652%	-0.0190%
\$ 32,691.17	4.5766%	-0.0012%	Apr-24	\$ 149,720.50	5.4286%	-0.0366%
\$ 31,573.54	4.5856%	0.0090%	May-24	\$ 142,091.12	5.4273%	-0.0013%
\$ 29,106.73	4.5824%	-0.0032%	Jun-24	\$ 125,292.80	5.4278%	0.0005%
\$ 29,623.42	4.5530%	-0.0294%	Jul-24	\$ 112,231.93	5.4477%	0.0199%
\$ 27,761.23	4.4217%	-0.1313%	Aug-24	\$ 104,221.37	5.4314%	-0.0163%
\$ 31,780.42	4.1773%	-0.2444%	Sep-24	\$ 1,125,132.63	5.2917%	-0.1397%
\$ 370,529.28	4.5455%		TTD	\$ 2,444,602.59	5.4716%	

\*\* FF (OPER) is always a month behind

\* FF Interest is only for the OPER Account - the Munis detail will include all bank accounts

**Texpool (AVERAGE MONTHLY RATE)**

**Texpool Prime (AVERAGE MONTHLY RATE)**

Interest Earned	Interest Rate	Interest Variance	Fiscal	Interest Earned	Interest Rate	Interest Variance
NA	5.3212%	NA* Changed from NAV	Sep-23	NA	5.5512%	NA* Changed from NAV
\$ 10,823.97	5.3589%	0.0377%	Oct-23	\$ 17,082.36	5.5864%	0.0352%
\$ 10,549.06	5.3724%	0.0135%	Nov-23	\$ 16,691.36	5.6138%	0.0274%
\$ 9,030.08	5.3694%	-0.0030%	Dec-23	\$ 15,277.86	5.5951%	-0.0187%
\$ 6,394.94	5.3455%	-0.0239%	Jan-24	\$ 12,484.12	5.5480%	-0.0471%
\$ 5,986.58	5.3251%	-0.0204%	Feb-24	\$ 11,640.34	5.5038%	-0.0442%
\$ 6,415.63	5.3161%	-0.0090%	Mar-24	\$ 12,464.19	5.4891%	-0.0147%
\$ 6,234.60	5.3142%	-0.0019%	Apr-24	\$ 12,090.36	5.4765%	-0.0126%
\$ 6,472.83	5.3161%	0.0019%	May-24	\$ 12,500.20	5.4549%	-0.0216%
\$ 6,287.47	5.3120%	-0.0041%	Jun-24	\$ 12,164.35	5.4600%	0.0051%
\$ 6,531.94	5.3173%	0.0053%	Jul-24	\$ 12,624.96	5.4594%	-0.0006%
\$ 6,537.24	5.2977%	-0.0196%	Aug-24	\$ 12,646.16	5.4434%	-0.0160%
\$ 6,194.14	5.1637%	-0.1340%	Sep-24	\$ 11,925.30	5.2797%	-0.1637%
\$ 87,458.48	5.3174%		TTD	\$ 159,591.56	5.4925%	

# First Financial Bank N.A.

## Payments Due Report - By Customer

From: Aug 31,2024 To: Sep 30,2024

Customer #	Receipt #	Account No	Face	.... Security Description ....		Paydown Payment	Interest	Interest	Amount	Total
Bank ID	Customer Name		Current Par			Maturity Payment	Payment	Payment	Withheld	Amount
Location	Pay Type	Pmnt Sched	Payment Date	DTD Date	Rate Pool	Call Payment	Interest on Discount	Fee		
<b>Customer</b>	HF-00999									
	24381	63110190228	\$248,000.00	06426KCY2	CD	\$0.00	\$1,137.40	\$0.00		\$1,137.40
	Tom Green Co		\$248,000.00	BANK NEW ENG SALEM NH CD		\$0.00				
DDA	Monthly	09/27/2024	10/27/2023	5.400000 %	10/25/2024	\$0.00				
	24550	63110190228	\$248,000.00	538036K37	CD	\$0.00	\$1,095.28	\$0.00		\$1,095.28
	Tom Green Co		\$248,000.00	Live Oak Bank Co		\$0.00				
DDA	Monthly	09/02/2024	05/15/2024	5.200000 %	02/14/2025	\$0.00				
	24401	63110190228	\$240,000.00	80280JWT4	CD	\$0.00	\$9,603.62	\$0.00		\$249,603.62
	Tom Green Co		\$240,000.00	SANTANDER BK NATL ASSN		\$240,000.00				
DDA	At Maturity	09/06/2024	12/08/2023	5.350000 %	09/06/2024	\$0.00				
	24412	63110190228	\$248,000.00	22766APA7	CD	\$0.00	\$1,084.75	\$0.00		\$1,084.75
	Tom Green Co		\$248,000.00	CROSSFIRST BANK		\$0.00				
DDA	Monthly	09/19/2024	12/19/2023	5.150000 %	12/19/2025	\$0.00				
	24334	63110190228	\$243,000.00	919853KA8	CD	\$0.00	\$6,598.27	\$0.00		\$249,598.27
	Tom Green Co		\$243,000.00	VLYNBW		\$243,000.00				
DDA	Semi-Annually	09/03/2024	08/31/2023	5.300000 %	09/03/2024	\$0.00				
	24337	63110190228	\$248,000.00	318485AH2	CD	\$0.00	\$1,188.36	\$0.00		\$249,188.36
	Tom Green Co		\$248,000.00	FIRANM		\$248,000.00				
DDA	Monthly	09/03/2024	09/01/2023	5.300000 %	09/03/2024	\$0.00				
	24339	63110190228	\$237,000.00	70153RLX4	CD	\$0.00	\$12,679.50	\$0.00		\$249,679.50
	Tom Green Co		\$237,000.00	PARKWAY B&T HARDWOOD HGTS IL		\$237,000.00				
DDA	At Maturity	09/06/2024	09/07/2023	5.300000 %	09/06/2024	\$0.00				
	24371	63110190228	\$248,000.00	17886TAQ2	CD	\$0.00	\$1,137.40	\$0.00		\$1,137.40
	Tom Green Co		\$248,000.00	CIVISTA BK SANDUSKY OHIO CD		\$0.00				
DDA	Monthly	09/24/2024	10/24/2023	5.400000 %	10/23/2024	\$0.00				



**First Financial Bank N.A.**

**Payments Due Report - By Customer**

From: Aug 31,2024 To: Sep 30,2024

Customer #	Receipt #	Account No	Face	.... Security Description ....		Paydown Payment	Interest Payment	Interest Payment	Amount	Total
Bank ID	Customer Name		Current Par			Maturity Payment	Payment	Fee	Withheld	Amount
Location	Pay Type	Pmnt Sched	Payment Date	DTD Date	Rate Pool	Call Payment	Interest on Discount			
<b>Customer</b>	HF-00999									
	24380	63110190228	\$248,000.00	68371GDP4	CD	\$0.00	\$1,137.40	\$0.00		\$1,137.40
	Tom Green Co		\$248,000.00	OPEN BK LOS ANGELES CA	CD	\$0.00				
DDA	Monthly	09/27/2024	10/27/2023	5.400000 %	10/25/2024	\$0.00				
	24390	63110190228	\$248,000.00	06418CNM4	CD	\$0.00	\$1,137.40	\$0.00		\$1,137.40
	Tom Green Co		\$248,000.00	BANK OZK LITTLE ROCK ARK		\$0.00				
DDA	Monthly	09/16/2024	11/14/2023	5.400000 %	11/14/2024	\$0.00				
	24409	63110190228	\$248,000.00	30191MAC1	CD	\$0.00	\$1,116.34	\$0.00		\$1,116.34
	Tom Green Co		\$248,000.00	FFBBNK		\$0.00				
DDA	Monthly	09/16/2024	12/15/2023	5.300000 %	12/15/2025	\$0.00				
	24415	63110190228	\$248,000.00	10542QAT3	CD	\$0.00	\$1,053.15	\$0.00		\$1,053.15
	Tom Green Co		\$248,000.00	BRANSON BANK		\$0.00				
DDA	Monthly	09/23/2024	12/21/2023	5.000000 %	12/22/2025	\$0.00				
	24419	63110190228	\$248,000.00	85655EK9	CD	\$0.00	\$1,053.15	\$0.00		\$1,053.15
	Tom Green Co		\$248,000.00	STATE BK NEW RICHLAND MINN	CD	\$0.00				
DDA	Monthly	09/28/2024	12/28/2023	5.000000 %	06/27/2025	\$0.00				
	24421	63110190228	\$248,000.00	098079BC9	CD	\$0.00	\$1,021.56	\$0.00		\$1,021.56
	Tom Green Co		\$248,000.00	B1BANK BATON ROUGE LA		\$0.00				
DDA	Monthly	09/28/2024	12/28/2023	4.850000 %	12/27/2024	\$0.00				
	24447	63110190228	\$248,000.00	23062KGT3	CD	\$0.00	\$1,000.49	\$0.00		\$1,000.49
	Tom Green Co		\$248,000.00	CUMBERLAND FED BK FSB WIS		\$0.00				
DDA	Monthly	09/10/2024	01/10/2024	4.750000 %	01/09/2026	\$0.00				
	24453	63110190228	\$248,000.00	27889MAA8	CD	\$0.00	\$1,011.02	\$0.00		\$1,011.02
	Tom Green Co		\$248,000.00	ECLISPE BANCORP INC		\$0.00				



# First Financial Bank N.A.

## Payments Due Report - By Customer

From: Aug 31,2024 To: Sep 30,2024

Customer #	Receipt #	Account No	Face	.... Security Description ....		Paydown Payment	Interest Payment	Interest	Amount	Total
Bank ID	Customer Name		Current Par			Maturity Payment	Payment	Payment	Withheld	Amount
Location	Pay Type	Pmnt Sched	Payment Date	DTD Date	Rate Pool	Call Payment	Interest on Discount	Fee		
<b>Customer</b>	HF-00999									
DDA	Monthly		09/17/2024	01/17/2024	4.800000 %					
	24489	63110190228	\$248,000.00	720121AM4	CD	\$0.00	\$1,049.75	\$0.00		\$249,049.75
	Tom Green Co		\$248,000.00	REPBGA		\$248,000.00				
DDA	Monthly		09/27/2024	02/28/2024	5.150000 %					
	24507	63110190228	\$248,000.00	26518EBF5	CD	\$0.00	\$1,084.75	\$0.00		\$1,084.75
	Tom Green Co		\$248,000.00	DUNDEE BANK		\$0.00				
DDA	Monthly		09/23/2024	04/23/2024	5.150000 %					
	24577	63110190228	\$248,000.00	513604AB4	CD	\$0.00	\$1,074.21	\$0.00		\$1,074.21
	Tom Green Co		\$248,000.00	Lamont Bank of St John		\$0.00				
DDA	Monthly		09/30/2024	07/30/2024	5.100000 %					
	24423	63110190228	\$248,000.00	173454BN8	CD	\$0.00	\$1,011.02	\$0.00		\$1,011.02
	Tom Green Co		\$248,000.00	CITIZENS BK & TR GUNTERVILLE C		\$0.00				
DDA	Monthly		09/29/2024	12/29/2023	4.800000 %					
	24445	63110190228	\$248,000.00	190436AB1	CD	\$0.00	\$1,011.02	\$0.00		\$1,011.02
	Tom Green Co		\$248,000.00	COASTAL CAROLINA NATL BK CD		\$0.00				
DDA	Monthly		09/29/2024	12/29/2023	4.800000 %					
	24455	63110190228	\$249,000.00	02519ACE5	CD	\$0.00	\$972.81	\$0.00		\$972.81
	Tom Green Co		\$249,000.00	AMERICAN COML BK & TR NATL AS		\$0.00				
DDA	Monthly		09/17/2024	01/17/2024	4.600000 %					
	24456	63110190228	\$249,000.00	46091MAX2	CD	\$0.00	\$972.81	\$0.00		\$972.81
	Tom Green Co		\$249,000.00	INVESTAR BK NATL ASSN BATON RO		\$0.00				
DDA	Monthly		09/17/2024	01/17/2024	4.600000 %					
	24466	63110190228	\$248,000.00	45338JBY1	CD	\$0.00	\$1,021.56	\$0.00		\$1,021.56



12

# First Financial Bank N.A.

## Payments Due Report - By Customer

From: Aug 31,2024 To: Sep 30,2024

Customer # Bank ID Location	Receipt # Customer Name Pay Type Pmnt Sched	Account No Payment Date	Face Current Par DTD Date	.... Security Description .... Rate Pool	Maturity	Paydown Payment Maturity Payment Call Payment	Interest Payment Interest on Discount	Interest Payment Fee	Amount Withheld	Total Amount
<b>Customer</b>	HF-00999									
	Tom Green Co		\$248,000.00	INCREDIBLEBANK WAUSAU WIS		\$0.00				
DDA	Monthly	09/23/2024	01/23/2024	4.850000 %	01/23/2026	\$0.00				
	24391	63110190228	\$248,000.00	55026MAM7 CD		\$0.00	\$1,126.87	\$0.00		\$1,126.87
	Tom Green Co		\$248,000.00	LUMINATE BK MINNETONKA MINN		\$0.00				
DDA	Monthly	09/16/2024	11/15/2023	5.350000 %	11/14/2024	\$0.00				
	24448	63110190228	\$249,000.00	20084WAK2 CD		\$0.00	\$993.95	\$0.00		\$993.95
	Tom Green Co		\$249,000.00	COMMERCEONE BK BIRMINGHAM		\$0.00				
DDA	Monthly	09/12/2024	01/12/2024	4.700000 %	01/12/2026	\$0.00				
	24450	63110190228	\$248,000.00	630096DC6 CD		\$0.00	\$989.96	\$0.00		\$989.96
	Tom Green Co		\$248,000.00	NANTAHALA BK & TR CO FRANKLIN		\$0.00				
	Monthly	09/12/2024	01/12/2024	4.700000 %	01/13/2025	\$0.00				
	24511	63110190228	\$248,000.00	45780PBZ7 CD		\$0.00	\$1,095.28	\$0.00		\$1,095.28
	Tom Green Co		\$248,000.00	Inst Sav Newburyport Vic		\$0.00				
DDA	Monthly	09/30/2024	04/29/2024	5.200000 %	01/29/2025	\$0.00				
	24422	63110190228	\$248,000.00	43102GAD3 CD		\$0.00	\$1,084.75	\$0.00		\$1,084.75
	Tom Green Co		\$248,000.00	HIGHLAND CMNTY BK COVINGTON		\$0.00				
DDA	Monthly	09/29/2024	12/29/2023	5.150000 %	09/30/2024	\$0.00				
	24422	63110190228	\$248,000.00	43102GAD3 CD		\$0.00	\$0.00	\$0.00		\$248,000.00
	Tom Green Co		\$248,000.00	HIGHLAND CMNTY BK COVINGTON		\$248,000.00				
DDA	Monthly	09/30/2024	12/29/2023	5.150000 %	09/30/2024	\$0.00				
	24454	63110190228	\$249,000.00	82669LKP7 CD		\$0.00	\$972.81	\$0.00		\$972.81
	Tom Green Co		\$249,000.00	SIGNATURE BANK OF ARKANSAS CD		\$0.00				
DDA	Monthly	09/17/2024	01/17/2024	4.600000 %	01/17/2025	\$0.00				



# First Financial Bank N.A.

## Payments Due Report - By Customer

From: Aug 31,2024 To: Sep 30,2024

Customer #	Receipt #	Account No	Face	.... Security Description ....		Paydown Payment	Interest	Interest	Amount	Total
Bank ID	Customer Name		Current Par			Maturity Payment	Payment	Payment	Withheld	Amount
Location	Pay Type	Pmnt Sched	Payment Date	DTD Date	Rate Pool	Call Payment	Interest on	Fee		
							Discount			
<b>Customer</b>	HF-00999									
	24459	63110190228	\$249,000.00	706733AD4	CD	\$0.00	\$972.81	\$0.00		\$972.81
	Tom Green Co		\$249,000.00	PENDLETON	CMNTY BK INC FRANLI	\$0.00				
DDA	Monthly	09/19/2024	01/19/2024	4.600000 %	01/17/2025	\$0.00				
	24460	63110190228	\$249,000.00	23427AAM6	CD	\$0.00	\$983.38	\$0.00		\$983.38
	Tom Green Co		\$249,000.00	DAKOTA WESTN BK	BOWMAN ND CD	\$0.00				
DDA	Monthly	09/19/2024	01/19/2024	4.650000 %	07/18/2025	\$0.00				
	24461	63110190228	\$248,000.00	064236BY7	CD	\$0.00	\$1,021.56	\$0.00		\$1,021.56
	Tom Green Co		\$248,000.00	BANK OF OLD MONROE	MO CD CLL	\$0.00				
DDA	Monthly	09/19/2024	01/19/2024	4.850000 %	07/17/2026	\$0.00				
	24462	63110190228	\$249,000.00	31034RKM6	CD	\$0.00	\$993.95	\$0.00		\$993.95
	Tom Green Co		\$249,000.00	FRAMERS ST BK	WATERLOO IOWA	\$0.00				
DDA	Monthly	09/19/2024	01/19/2024	4.700000 %	01/20/2026	\$0.00				
	24549	63110190228	\$248,000.00	06653ACV4	CD	\$0.00	\$1,105.81	\$0.00		\$1,105.81
	Tom Green Co		\$248,000.00	Bank Vista		\$0.00				
DDA	Monthly	09/16/2024	05/15/2024	5.250000 %	11/15/2024	\$0.00				
	24544	63110190228	\$248,000.00	95285QBP2	CD	\$0.00	\$1,105.81	\$0.00		\$1,105.81
	Tom Green Co		\$248,000.00	West Gate Bank		\$0.00				
DDA	Monthly	09/13/2024	05/13/2024	5.250000 %	11/13/2024	\$0.00				
	24545	63110190228	\$248,000.00	254300AG1	CD	\$0.00	\$1,105.81	\$0.00		\$1,105.81
	Tom Green Co		\$248,000.00	Dime Bank PA		\$0.00				
DDA	Monthly	09/13/2024	05/13/2024	5.250000 %	11/13/2024	\$0.00				
	24553	63110190228	\$248,000.00	726547CK6	CD	\$0.00	\$1,105.81	\$0.00		\$1,105.81
	Tom Green Co		\$248,000.00	Plains ST BK	TX	\$0.00				
DDA	Monthly	09/17/2024	05/17/2024	5.250000 %	05/16/2025	\$0.00				



14



**First Financial Bank N.A.**

**Payments Due Report - By Customer**

From: Aug 31,2024 To: Sep 30,2024

Customer #	Receipt #	Account No	Face	.... Security Description ....		Paydown Payment	Interest	Interest	Amount	Total	
Bank ID	Customer Name		Current Par			Maturity Payment	Payment	Payment	Withheld	Amount	
Location	Pay Type	Pmnt Sched	Payment Date	DTD Date	Rate Pool	Call Payment	Interest on Discount	Fee			
<b>Customer</b>	HF-00999										
	<b>Customer</b>					<b>Total Calls</b>	<b>Total Paydowns</b>	<b>Total Maturity</b>	<b>Total Interest</b>	<b>Total Interest Fee</b>	<b>Total Payments</b>
						\$0.00	\$0.00	\$1,464,000.00	\$65,911.58	\$0.00	\$1,529,911.58



YEAR/BROKER	FUND	Maturity Date	Settlement date	Type	CUSIP	Purchase Price	PAR	Yield
FY24/HILLTOP	1-General	11/30/2024	12/19/2023	US TREASURY	912828YV6	\$ 1,937,908.60	\$ 2,000,000.00	4.89
FY24/HILLTOP	1-General	11/30/2024	12/22/2023	US TREASURY	91282CDH1	\$ 1,928,744.00	\$ 2,000,000.00	4.85
							<u>\$ 3,866,652.60</u>	<u>\$ 4,000,000.00</u>

Type	CUSIP	Price	Interest - Purchase	Coupon Pays	5/31/2024	11/30/2024	Total Interest	Disc Gain
US TREASURY	912828YV6	\$96.89543	\$ 1,577.38	1.5	\$ 15,000.00	\$ 15,000.00	\$ 28,422.62	\$ 62,091.40
US TREASURY	91282CDH1	\$96.43720	\$1,524.73	1.5	\$7,500.00	\$7,500.00	\$ 13,475.27	\$ 71,256.00
			<u>\$ 3,102.11</u>		<u>\$ 22,500.00</u>	<u>\$ 22,500.00</u>	<u>\$ 41,897.89</u>	<u>\$ 133,347.40</u>

Type	CUSIP	Disc Gain
US TREASURY	912828YV6	\$ 62,091.40
US TREASURY	91282CDH1	\$ 71,256.00
For Bank Rec		<u>\$ 133,347.40</u>